

# KOTAK OVERNIGHT FUND

An open ended debt scheme investing in overnight securities.  
A relatively low interest rate risk and relatively low credit risk.

**Investment Objective:** The primary objective of the Scheme is to generate income through investment in debt & money market instruments having maturity of one business day (including Triparty repo on Government securities or treasury bills, Reverse Repo and equivalent). However, there is no assurance or guarantee that the investment objective of the scheme will be achieved.

## Maturity

Short	Medium	Long	Volatility
			Low
			Medium
			High

Scan to Invest Now



<b>Fund Manager:</b>	Mr. Deepak Agrawal & Mr. Sunil Pandey
<b>AAUM:</b>	₹9,482.30 crs
<b>AUM:</b>	₹6,260.12 crs
<b>Benchmark:</b>	NIFTY 1D Rate index
<b>Allotment Date:</b>	January 15, 2019
<b>Folio Count:</b>	6,518

### Minimum Investment Amount

### Minimum Application Amount (Non - SIP)

- ₹1000 and any amount thereafter

### Minimum Additional Purchase Amount

- ₹500 and any amount thereafter

### Systematic Investment Plan (SIP)

- ₹500 and in Multiple of ₹500 for minimum 2 instalments

### Ideal Investments Horizon

- 1 day

### Net Asset Value (NAV)

	Regular	Direct
Growth	₹1445.5957	₹1455.4807
Daily IDCW	₹1004.7568	₹1003.6055

(as on June 30, 2026)

### Debt Quant & Ratios

Average Maturity	1.53 days
Modified Duration	1.53 days
Macaulay Duration	1.53 days
Annualised YTM*	5.44%
<sup>5</sup> Standard Deviation	0.09%

\*In case of semi annual YTM, it will be annualized.  
Source: <sup>1</sup>ICRA MFI Explorer.

### Total Expense Ratio\*\*

<b>Regular Plan:</b>	0.18%
<b>Direct Plan:</b>	0.07%

### Available Plans/Options

A)Regular Plan B)Direct Plan

Options: Growth & Reinvestment of IDCW (applicable for all plans)

### Load Structure

**Entry Load:** Nil. (applicable for all plans)

**Exit Load:** Nil. (applicable for all plans)

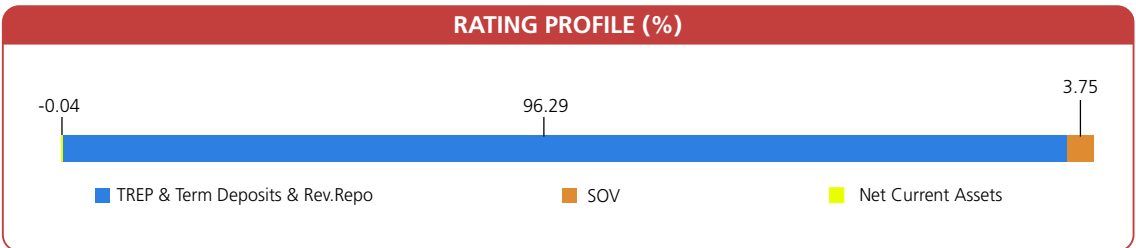
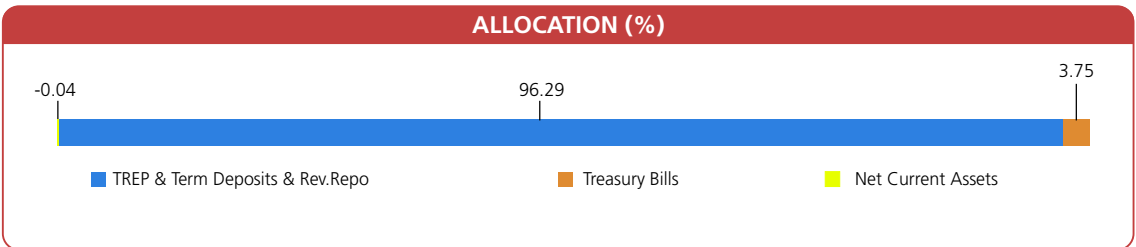
**Data as on 30th June, 2026 unless otherwise specified.**

**Folio Count data as on 31st May 2026.**

PRC Matrix

Potential Risk Class	Credit Risk → Interest Rate Risk ↓		
	Relatively Low (Class A)	Moderate (Class B)	Relatively High (Class C)
Relatively Low	A-I		
Moderate			
Relatively High			

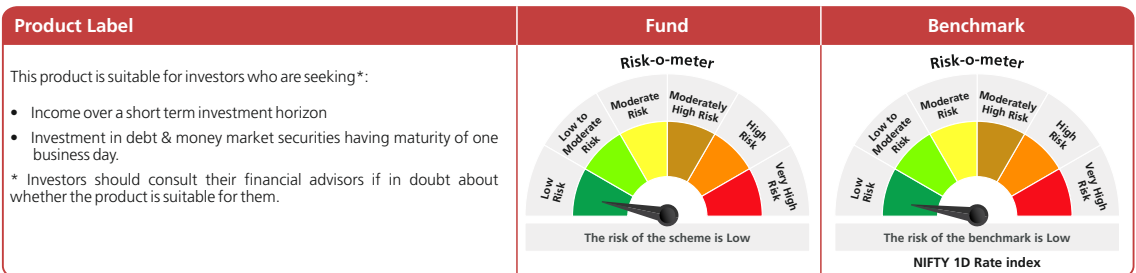
Issuer/Instrument	Industry/Rating	% to Net Assets
<b>Treasury Bills</b>		
364 DAYS TREASURY BILL 23/07/2026	SOV	1.59
182 DAYS TREASURY BILL 09/07/2026	SOV	1.20
91 DAYS TREASURY BILL 09/07/2026	SOV	0.96
<b>Treasury Bills - Total</b>		<b>3.75</b>
<b>Reverse Repo</b>		<b>94.65</b>
<b>Triparty Repo</b>		<b>1.64</b>
<b>Net Current Assets/(Liabilities)</b>		<b>-0.04</b>
<b>Grand Total</b>		<b>100.00</b>



### SYSTEMATIC INVESTMENT PLAN (SIP)

Systematic Investment Plan (SIP) If you had invested ₹10,000 every month

Monthly SIP of (₹) 10000	Since Inception	7 years	5 years	3 years	1 year
Total amount invested (₹)	9,00,000	8,40,000	6,00,000	3,60,000	1,20,000
Total Value as on June 30, 2026 (₹)	11,06,279	10,20,444	6,95,780	3,92,861	1,23,317
<b>Scheme Returns (%)</b>	<b>5.42</b>	<b>5.48</b>	<b>5.87</b>	<b>5.77</b>	<b>5.21</b>
Nifty 1D Rate Index Returns (%)	5.54	5.60	5.98	5.85	5.27
<b>Alpha*</b>	<b>-0.12</b>	<b>-0.12</b>	<b>-0.11</b>	<b>-0.08</b>	<b>-0.06</b>
Nifty 1D Rate Index (₹)#	11,11,537	10,24,883	6,97,615	3,93,323	1,23,358
NIFTY 1 Year T-Bill Index (₹)^	11,28,829	10,37,849	7,02,757	3,96,216	1,23,560
NIFTY 1 Year T-Bill Index Returns (%)	5.95	5.96	6.27	6.34	5.59



For latest Riskometer, investors may refer to an addendum issued or updated on website at [www.kotakmf.com](http://www.kotakmf.com)

Scheme Inception : - January 15, 2019. The returns are calculated by XIRR approach assuming investment of ₹10,000/- on the 1st working day of every month. Since Inception returns are assumed to be starting from the inception date of the Scheme and calculated accordingly. XIRR helps in calculating return on investments given an initial and final value and a series of cash inflows and outflows and taking the time of investment into consideration. **The SIP Performance is for Regular Plan – Growth Option** Different plans have different expense structure. # Benchmark; ^ Additional Benchmark. Alpha is difference of scheme return with benchmark return. \*Allpayouts during the period have been reinvested in the units of the scheme at the then prevailing NAV. Source: ICRA MFI Explorer. \*\*Total Expense Ratio includes applicable GST.

# Scheme Performances as on June 30, 2026 (unless otherwise specified)

## Kotak Overnight Fund

	Kotak Overnight Fund	NIFTY 1D Rate Index #	ALPHA	NIFTY 1 Year T-Bill Index ##	Kotak Overnight Fund	NIFTY 1D Rate Index #	NIFTY 1 Year T-Bill Index ##
Since Inception	5.06%	5.20%	-0.14%	5.91%	14,456	14,596	15,352
Last 1 Year	5.26%	5.33%	-0.07%	5.54%	10,526	10,533	10,554
Last 3 Years	6.09%	6.19%	-0.10%	6.60%	11,944	11,977	12,116
Last 5 Years	5.53%	5.66%	-0.13%	5.81%	13,088	13,170	13,267

Scheme Inception date is 15/01/2019. Mr. Deepak Agrawal has been managing the fund since 15/01/2019 & Mr. Sunil Pandey has been Managing the fund since 01/06/2025. Different plans have different expense structure. **The performance details provided herein are of Regular Plan - Growth Option.** Past performance may or may not be sustained in future. All payouts during the period have been reinvested in the units of the scheme at the then prevailing NAV. Returns >= 1 year: CAGR (Compounded Annualised Growth Rate). N.A stands for data not available. Note: Point to Point (PTP) Returns in INR shows the value of 10,000/- investment made at inception. Source: ICRA MFI Explorer. # Name of Scheme Benchmark. ## Name of Additional Benchmark. Alpha is difference of scheme return with benchmark return.

## ABOUT OUR FUND MANAGERS - REGULAR PLAN



### Name: Mr. Deepak Agrawal

Mr. Deepak Agrawal manages 12 funds & All FMPs of Kotak Mahindra Mutual Fund. Different plans shall have a different expense structure. **The performance details provided herein are of Regular Plan - Growth Option.**

Kotak Bond Short Term Fund (May. 02, '02), Kotak Dynamic Bond Fund (May. 26, '08), Kotak Money Market Fund (Jul. 14, '03), Kotak Liquid Fund (Nov. 04, '03), Kotak Banking and PSU Debt Fund (Dec. 29, '98), Kotak Savings Fund (Aug. 13, '04), Kotak Credit Risk Fund (May 11, '10), Kotak Medium Term Fund (Mar. 21, '14), Kotak Low Duration Fund (Mar. 06, '08), Kotak Corporate Bond Fund (Sep. 21, '07), Kotak Overnight Fund (Jan. 15, 19), Kotak Floating Rate Fund (May. 14, 19) & All Kotak Fixed Maturity Plans.

### Business Experience

Mr. Deepak's career has started from Kotak AMC when he joined the organization in December 2002 where he was initially in Research, Dealing and then moved into Fund Management from November 2006. Mr. Deepak is a Post Graduate in Commerce, Chartered Account and Company Secretary. Mr. Deepak has also cleared AIMR CFA Level I.

Scheme Names	Benchmark	1 YEAR		3 YEARS		5 YEARS		
		Scheme Returns(%)^	Benchmark Returns (%)^*	Scheme Returns(%)^	Benchmark Returns (%)^*	Scheme Returns(%)^	Benchmark Returns (%)^*	
Top 3	Kotak Credit Risk Fund	CRISIL Credit Risk Debt B-II Index	6.99	5.77	7.67	7.52	5.82	7.00
	Kotak Medium Term Fund	CRISIL Medium Duration Debt A-III Index	6.73	5.39	8.06	7.19	6.61	5.99
	Kotak Money Market Fund	CRISIL Money Market A-I Index	6.28	6.01	7.27	6.97	6.46	6.30
Bottom 3	Kotak Dynamic Bond Fund	NIFTY Composite Debt Index A-III	5.19	4.03	7.27	6.95	6.01	5.93
	Kotak Bond Short Term Fund	Nifty Short Duration Debt Index A-II	4.95	5.26	6.89	6.98	5.83	6.03
	Kotak FMP Series 304 -	NIFTY Long Duration Debt Index	4.91	0.70	8.20	5.76	NA	NA

Kotak Credit Risk Fund - Growth, \*Name of the Benchmark - CRISIL Credit Risk Debt B-II Index, Scheme Inception date is 11/05/2010. Mr. Deepak Agrawal has been managing the fund since 12/04/2010 & Mr. Vihag Mishra has been managing the fund since 24/10/2025

Kotak Medium Term Fund - Growth, \*Name of the Benchmark - CRISIL Medium Duration Debt A-III Index, Scheme Inception date is 21/03/2014. Mr. Deepak Agrawal has been managing the fund since 22/06/2015 & Mr. Vihag Mishra has been managing the fund since 01/06/2025

Kotak Money Market Fund - Growth, \*Name of the Benchmark - CRISIL Money Market A-I Index, Scheme Inception date is 14/07/2003. Mr. Deepak Agrawal has been managing the fund since 01/11/2006 & Mr. Manu Sharma has been managing the fund since 01/11/2022

Kotak Dynamic Bond Fund - Growth, \*Name of the Benchmark - NIFTY Composite Debt Index A-III, Scheme Inception date is 26/05/2008. Mr. Deepak Agrawal has been managing the fund since 25/11/2012 & Mr. Abhishek Bisen has been managing the fund since 01/11/2022

Kotak Bond Short Term Fund - Growth, \*Name of the Benchmark - Nifty Short Duration Debt Index A-II, Scheme Inception date is 02/05/2002. Mr. Deepak Agrawal has been managing the fund since 11/07/2007 & Mr. Abhishek Bisen has been managing the fund since 01/11/2022

Kotak FMP Series 304 - (3119D) - Growth \*Name of the Benchmark - NIFTY Long Duration Debt Index, Scheme Inception date is 30/12/2022. Mr. Deepak Agrawal & Mr. Manu Sharma have been managing the fund since 30/12/2022.



### Name: Mr. Sunil Pandey

Mr. Sunil Pandey manages 2 fund of Kotak Mahindra Mutual Fund. Different plans shall have a different expense structure. **The performance details provided herein are of Regular Plan - Growth Option.**

Kotak Liquid Fund (Nov. 04, '03) & Kotak Overnight Fund (Jan. 15, 19).

### Business Experience

Mr. Sunil Pandey has been associated with Kotak AMC since October 2007 & he has overall industry experience more than 17 years. Prior to joining the debt dealership segment, Mr. Pandey was part of the Investor Relations Team of Kotak AMC till 2010 & post that he was part of the Investment Operations Team of the AMC, in which he handled valuation of securities and settlement of deals with the custodian and counter parties.

Scheme Names	Benchmark	1 YEAR		3 YEARS		5 YEARS	
		Scheme Returns(%)^	Benchmark Returns (%)^*	Scheme Returns(%)^	Benchmark Returns (%)^*	Scheme Returns(%)^	Benchmark Returns (%)^*
Kotak Liquid Fund	NIFTY Liquid Index A-I	6.25	6.31	6.87	6.95	6.08	6.21
Kotak Overnight Fund	NIFTY 1D Rate Index	5.26	5.33	6.09	6.19	5.53	5.66

Kotak Liquid Fund - Growth, \*Name of the Benchmark - NIFTY Liquid Index A-I, Scheme Inception date is 04/11/2003. Mr. Deepak Agrawal has been managing the fund since 01/05/2007 & Mr. Sunil Pandey has been managing the fund since 01/06/2025

Kotak Overnight Fund - Growth, \*Name of the Benchmark - NIFTY 1D Rate Index, Scheme Inception date is 15/01/2019. Mr. Deepak Agrawal has been managing the fund since 15/01/2019 & Mr. Sunil Pandey has been managing the fund since 01/06/2025

# Scheme Performances as on June 30, 2026 (unless otherwise specified)

## Kotak Overnight Fund

	Kotak Overnight Fund	NIFTY 1D Rate Index #	ALPHA	NIFTY 1 Year T-Bill Index ##	Kotak Overnight Fund	NIFTY 1D Rate Index #	NIFTY 1 Year T-Bill Index ##
Since Inception	5.16%	5.20%	-0.04%	5.91%	14,555	14,596	15,352
Last 1 Year	5.36%	5.33%	0.03%	5.54%	10,536	10,533	10,554
Last 3 Years	6.19%	6.19%	0.00%	6.60%	11,976	11,977	12,116
Last 5 Years	5.63%	5.66%	-0.03%	5.81%	13,153	13,170	13,267

Scheme Inception date is 15/01/2019. Mr. Deepak Agrawal has been managing the fund since 15/01/2019 & Mr. Sunil Pandey has been Managing the fund since 01/06/2025.

Different plans have different expense structure. **The performance details provided herein are of Direct Plan - Growth Option**

Past performance may or may not be sustained in future. All payouts during the period have been reinvested in the units of the scheme at the then prevailing NAV. Returns >= 1 year: CAGR (Compounded Annualised Growth Rate). N.A stands for data not available. Note: Point to Point (PTP) Returns in INR shows the value of 10,000/- investment made at inception. Source: ICRA MFI Explorer. # Name of Scheme Benchmark. ## Name of Additional Benchmark. Alpha is difference of scheme return with benchmark return.

## ABOUT OUR FUND MANAGERS - DIRECT PLAN



### Name: Mr. Deepak Agrawal

Mr. Deepak Agrawal manages 12 funds & All FMPs of Kotak Mahindra Mutual Fund. Different plans shall have a different expense structure. **The performance details provided herein are of Direct Plan - Growth Option.**

Kotak Bond Short Term Fund (May. 02, '02), Kotak Dynamic Bond Fund (May. 26, '08), Kotak Money Market Fund (Jul. 14, '03), Kotak Liquid Fund (Nov. 04, '03), Kotak Banking and PSU Debt Fund (Dec. 29, '98), Kotak Savings Fund (Aug. 13, '04), Kotak Credit Risk Fund (May 11, '10), Kotak Medium Term Fund (Mar. 21, '14), Kotak Low Duration Fund (Mar. 06, '08), Kotak Corporate Bond Fund (Sep. 21, '07), Kotak Overnight Fund (Jan. 15, 19), Kotak Floating Rate Fund (May. 14, 19) & All Kotak Fixed Maturity Plans.

### Business Experience

Mr. Deepak's career has started from Kotak AMC when he joined the organization in December 2002 where he was initially in Research, Dealing and then moved into Fund Management from November 2006. Mr. Deepak is a Post Graduate in Commerce, Chartered Account and Company Secretary. Mr. Deepak has also cleared AIMR CFA Level I.

Scheme Names	Benchmark	1 YEAR		3 YEARS		5 YEARS		
		Scheme Returns(%)^	Benchmark Returns (%)^*	Scheme Returns(%)^	Benchmark Returns (%)^*	Scheme Returns(%)^	Benchmark Returns (%)^*	
Top 3	Kotak Credit Risk Fund	CRISIL Credit Risk Debt B-II Index	7.97	5.77	8.68	7.52	6.83	7.00
	Kotak Medium Term Fund	CRISIL Medium Duration Debt A-III Index	7.76	5.39	9.11	7.19	7.67	5.99
	Kotak Floating Rate Fund	NIFTY Short Duration Debt Index A-II	6.52	5.26	8.07	6.98	6.95	6.03
Bottom 3	Kotak Bond Short Term Fund	NIFTY Short Duration Debt Index A-II	5.73	5.26	7.70	6.98	6.66	6.03
	Kotak Overnight Fund	NIFTY 1D Rate Index	5.36	5.33	6.19	6.19	5.63	5.66
	Kotak FMP Series 304 - (3119D)	NIFTY Long Duration Debt Index	4.94	0.70	8.24	5.76	NA	NA

Kotak Credit Risk Fund - Growth, \*Name of the Benchmark - CRISIL Credit Risk Debt B-II Index, Scheme Inception date is 11/05/2010. Scheme Inception date for Direct Plan Growth Option is 01/01/2013. Mr. Deepak Agrawal has been managing the fund since 12/04/2010 & Mr. Vihag Mishra has been managing the fund since 24/10/2025.

Kotak Medium Term Fund - Growth, \*Name of the Benchmark - CRISIL Medium Duration Debt A-III Index, Scheme Inception date is 21/03/2014. Mr. Deepak Agrawal has been managing the fund since 22/06/2015 & Mr. Vihag Mishra has been managing the fund since 01/06/2025

Kotak Floating Rate Fund - Growth, \*Name of the Benchmark - NIFTY Short Duration Debt Index A-II, Scheme Inception date is 14/05/2019. Mr. Deepak Agrawal has been managing the fund since 14/05/2019 & Mr. Manu Sharma has been managing the fund since 01/11/2022

Kotak Bond Short Term Fund - Growth, \*Name of the Benchmark - NIFTY Short Duration Debt Index A-II, Scheme Inception date is 02/05/2002. Scheme Inception date for Direct Plan Growth Option is 01/01/2013. Mr. Deepak Agrawal has been managing the fund since 11/07/2007 & Mr. Abhishek Bisen has been managing the fund since 01/11/2022

Kotak Overnight Fund - Growth, \*Name of the Benchmark - NIFTY 1D Rate Index, Scheme Inception date is 15/01/2019. Mr. Deepak Agrawal has been managing the fund since 15/01/2019 & Mr. Sunil Pandey has been managing the fund since 01/06/2025

Kotak FMP Series 304 - (3119D) - Growth, \*Name of the Benchmark - NIFTY Long Duration Debt Index, Scheme Inception date is 30/12/2022. Mr. Deepak Agrawal & Mr. Manu Sharma have been managing the fund since 30/12/2022.



### Name: Mr. Sunil Pandey

Mr. Sunil Pandey manages 2 fund of Kotak Mahindra Mutual Fund. Different plans shall have a different expense structure. **The performance details provided herein are of Direct Plan - Growth Option.**

Kotak Liquid Fund (Nov. 04, '03) & Kotak Overnight Fund (Jan. 15, 19).

### Business Experience

Mr. Sunil Pandey has been associated with Kotak AMC since October 2007 & he has overall industry experience more than 17 years. Prior to joining the debt dealership segment, Mr. Pandey was part of the Investor Relations Team of Kotak AMC till 2010 & post that he was part of the Investment Operations Team of the AMC, in which he handled valuation of securities and settlement of deals with the custodian and counter parties.

Scheme Names	Benchmark	1 YEAR		3 YEARS		5 YEARS	
		Scheme Returns(%)^	Benchmark Returns (%)^*	Scheme Returns(%)^	Benchmark Returns (%)^*	Scheme Returns(%)^	Benchmark Returns (%)^*
Kotak Liquid Fund	NIFTY Liquid Index A-I	6.37	6.31	6.99	6.95	6.21	6.21
Kotak Overnight Fund	NIFTY 1D Rate Index	5.36	5.33	6.19	6.19	5.63	5.66

Kotak Liquid Fund - Growth, \*Name of the Benchmark - NIFTY Liquid Index A-I, Scheme Inception date is 04/11/2003. Scheme Inception date for Direct Plan Growth Option is 01/01/2013. Mr. Deepak Agrawal has been managing the fund since 01/05/2007 & Mr. Sunil Pandey has been managing the fund since 01/06/2025

Kotak Overnight Fund - Growth, \*Name of the Benchmark - NIFTY 1D Rate Index, Scheme Inception date is 15/01/2019. Mr. Deepak Agrawal has been managing the fund since 15/01/2019 & Mr. Sunil Pandey has been managing the fund since 01/06/2025

Returns of Kotak Liquid Fund & Kotak Overnight Fund is as of 30th June 2026

# DISCLAIMERS

## **Mutual Fund investments are subject to market risks, read all scheme related documents carefully.**

\*The rating indicates highest degree of safety regarding timely receipt of payments from the investments that the Scheme has made. The ratings should, however, not be construed as an indication of expected returns, prospective performance of the Mutual Fund Scheme, NAV or of volatility in its returns.

### **Disclaimer on market outlooks:**

The outlook provided is only a subjective understanding of an uncertain market phenomena, which may or may not occur, and may also not have any effect on the performance of the scheme, clement or otherwise. This outlook should not be construed as a reason for investment into the scheme based on prospect of future performance, which may not accrue as anticipated by the statement.

### **Disclaimer on Scheme Performance(s):**

Past Performance may or may not be sustained in future.

### **Disclaimer of NSE Indices Limited:**

The Products offered by "Kotak Mahindra Mutual Fund/Kotak Mahindra Asset Management Company Ltd" or its affiliates is not sponsored, endorsed, sold or promoted by NSE Indices Limited (NSE Indices) and its affiliates. NSE Indices and its affiliates do not make any representation or warranty, express or implied (including warranties of merchantability or fitness for particular purpose or use) to the owners of these Products or any member of the public regarding the advisability of investing in securities generally or in the Products linked to their underlying indices to track general stock market performance in India.

### **Disclaimer by Asia Index Private Limited:**

The BSE Sensex TRI and BSE Housing TRI, is a product of Asia Index Private Limited ("AIPL"), a wholly owned Subsidiary of BSE Limited ("BSE"), has been licensed for use by Kotak Mahindra Asset Management Company Limited. BSE® and SENSEX® are registered trademarks of BSE. These trademarks have been licensed to AIPL and sublicensed for certain purposes by Kotak Mahindra Asset Management Company Limited. Kotak BSE Sensex ETF and Kotak BSE Housing Index Fund is not sponsored, endorsed, sold or promoted by AIPL or BSE or their respective affiliates and none of such parties make any representation regarding the advisability of investing in such product(s) nor do they have any liability for any errors, omissions, or interruptions of the SENSEX."

### **Disclaimer by the National Stock Exchange of India Limited:**

It is to be distinctly understood that the permission given by National Stock Exchange of India Limited (NSE) should not in any way be deemed or construed that the Scheme Information Document has been cleared or approved by NSE nor does it certify the correctness or completeness of any of the contents of the Scheme Information Document.

### **Disclaimer by the BSE Limited:**

It is to be distinctly understood that the permission given by BSE Limited should not in any way be deemed or construed that the SID has been cleared or approved by BSE Limited nor does it certify the correctness or completeness of any of the contents of the SID.

### **For details contact us at:**

**KOTAK MAHINDRA ASSET MANAGEMENT COMPANY LIMITED:** 6th Floor, Kotak Infiniti, Building No. 21, Infinity Park, Off Western Express Highway, Gen. A. K. Vaidya Marg, Malad (East), Mumbai – 400 097. Tel.: 91-8048893330 / 91-18003091490 Fax: 91-22-6708 2213. E-mail: mutual@kotak.com  
Website: www.kotakmf.com

**Corporate Office of Asset Management Company:** 2nd Floor, 12-BKC, Plot No C-12, G Block, BKC, Bandra (East), Mumbai - 400 051.

**CAMS Service Center:** LG3, SCO 12, Sector 16, Behind Canara Bank, Faridabad - 121 002. Email Id - camsfdb@camsonline.com